

HOSPITAIR® PACK S - 11 bar

G S - 11 bar

Lubricated screw technology

- high efficiency compressed air plant with lubricated screw compressor to supply oxygen generator
- IE3 or IE4 electrical motor for intensive use
- Easy installation using quick connectors
- Compact design
- Air treatment with SEC 7OX adsorption air dryer
- Medicinal air quality
- Simplified setting



Characteristics

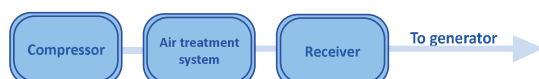
HOSPITAIR® PACK S 11 bar	Power installed kW 50 Hz	Flow rate * m ³ .h ⁻¹		Air dryer type	Noise level dB(A) **	Weight kg
		Compressor	Treatment outlet			
MVA 9	7,5	60	53	AD5065 OX	64	260
MVB 12	11	100	88	AD5130 OX	64	370
MVB 16	15	126	110	AD5130 OX	65	380
MVC 19	18,5	179	157	AD5195 OX	67	575
MVC 23	22	210	184	AD5195 OX	69	595

HOSPITAIR® G S 11 bar	Power installed kW 50 Hz	Flow rate * m ³ .h ⁻¹		Air dryer type	Noise level dB(A) **	Weight kg
		Compressor	Treatment outlet			
MVD 26	25	231	200	AD5260 OX	66	970
MVD 31	30	269	236	AD5325 OX	69	1050
MVE 38	37	336	295	AD5325 OX	70	1300
MVE 46	45	411	361	AD5455 OX	71	1450
MVF 55	55	490	425	AD5455 OX	71	1700

* Compressor flow rate further to ISO 1217 : 1996 - C Annex

** Noise level further to PN8 NTC 2.3, measured one meter away in free area

Process sequence



Power supply

- 3-phase, 400V+N+E / 50Hz (standard)
- Other tensions and frequencies on request



Range complying with
2014/68/UE directive



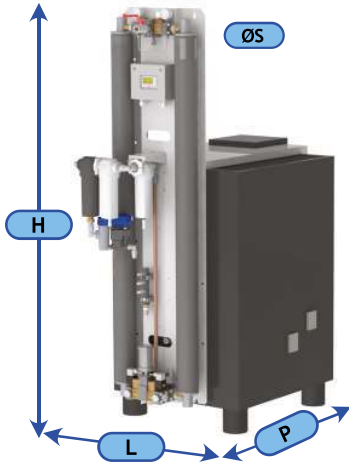
Range complying with
93/42/CEE directive

Air plants for oxygen generators

Lubricated screw compressor

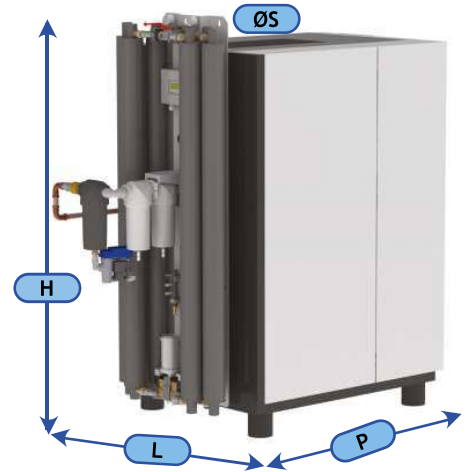
Dimensions (mm)

HOSPITAIR® PACK S
MVA9 / MVB12 / MVB16

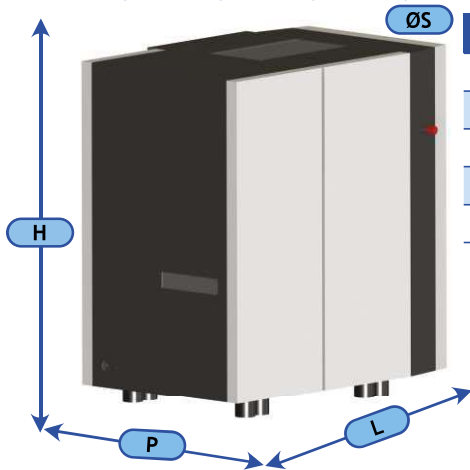


HOSPITAIR® PACK S	L	P	H	Ø S
MVA 9	630	1000	1600	1/2"
MVB 12	750	1250	1350	3/4"
MVB 16	750	1270	1350	1"
MVC 19	915	1485	1360	1"
MVC 23	1200	1765	1600	1"

HOSPITAIR® PACK S
MVC19 / MVD23




HOSPITAIR® G S
MVD26 / MVD31 / MVE38 / MVE46 / MVF55



HOSPITAIR® G S	L	P	H	Ø S
MVD 26	1460	900	1530	1"1/4
MVD 31	1460	900	1530	1"1/4
MVE 38	1590	1030	1700	1"1/2
MVE 46	1590	1030	1700	1"1/2
MVF 55	1760	1110	1900	1"1/2

SEC 7 OX



SEC 7OX	P
AD5260 OX	560
AD5325 OX	560
AD5455 OX	700

Plant references

	MVA 9	MVB 12	MVB 16	MVC 19	MVC 23	MVD 26	MVD 31	MVD 38	MVE 46	MVF 55
Hospitair PACK S or Hospitair GS	824408	824014	824015	824016	824017	824444	824018	824019	824020	824028
SEC 7HC OX Air treatment device included	CY20-PF72 SUB72 AD5065 OX	CY20-PF109 SUB109 AD5130 OX		CY30-PF217 SUB217 AD5195 OX		PF217 SUB217 AD5260 OX	PF396 SUB396 AD5325 OX		PF396 SUB396 AD5455 OX	
Vertical air receiver with equipment * 11 bar	1 x 500 l 722278				1 x 1 000 l 722279			1 x 1 500 l 721121		1 x 2 000 l 721122
Hygrometry sensor	822284 x 1				One sensor for single, duplex or triplex line					

* equipment : safety valve, pressure gauge, drain valve and two valves (inlet / outlet)

Accessories and option references

Oil-water separator for 100% running	Owamat 11 (< 90 m ³ /h)	362859	Owamat 12 (< 336 m ³ /h)	362860	Owamat 14 (< 678 m ³ /h)	362861
--------------------------------------	------------------------------------	--------	-------------------------------------	--------	-------------------------------------	--------

Specifications are subject to be changed without notice