

AIRMIL'S G

Lubricated piston technology



- Simple or double stage piston compressors : 10 or 15 bar
- "V" design for low vibration and noise levels
- Made of light alloy material for a good cooling and optimal sturdiness
- Simplified maintenance
- Wide range of filtrations

Characteristics

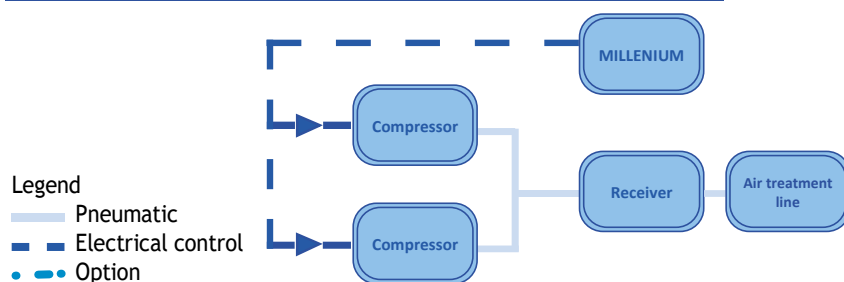
AIRMIL'S G 10 bar version	Power kW 50 Hz	Flow rate * m ³ .h ⁻¹ 50 Hz	Maxi pressure bar	Noise level dB(A)		Weight kg	
				Covered version	Standard version	Covered version	Standard version
17 K1	2,4	17	10	54	64	100	50
25 K1	3	24,6	10	67	75	130	70
33 K1	4	33	10	72	78	130	70
43 K1	5,5	43	10	70	79	240	100
58 K1	7,5	58	10	74	80	260	130

* Flow rates are given at 8 bar for K1 piston compressor type.

AIRMIL'S G 15 bar version	Power kW 50 Hz	Flow rate * m ³ .h ⁻¹ 50 Hz	Maxi pressure bar	Noise level dB(A)		Weight kg	
				Covered version	Standard version	Covered version	Standard version
20 K2	3	20	15	67	75	160	70
27 K2	4	27	15	68	77	170	95
37 K2	5,5	37	15	70	79	265	125
50 K2	7,5	49	15	72	80	270	130

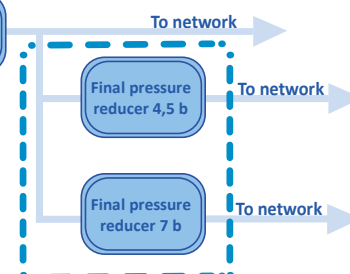
* Flow rates are given at 12 bar for K2 piston compressor type.

Process sequence (ex : duplex plant)



Power supply

- 3-phase, 400V+N+E / 50Hz (standard)
- Other tensions and frequencies on request



Available set-up

		AIRMIL'S G 1	AIRMIL'S G 2
Starting device CONDOR	see page 82	■	○
LG7 device	see page 82	■	○
MILLENNIUM	see page 82	○	■
Hygrometer		◆	◆
Sound proofing box		◆	◆
Pressure regulator		◆	◆
Air treatment device	see page 72	◆	◆
Regulation receiver	see page 81	◆	◆
Oil-water separator	see page 65	◆	◆

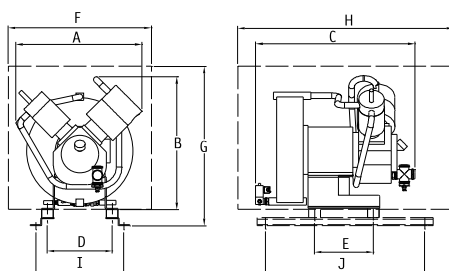
- Standard equipment
- ◆ Optional equipment
- Not available

Compressed air plants

Lubricated piston compressor



Dimensions (mm)



AIRMIL'S G 10 & 15 BAR	Standard version					Covered version					Connection
	A	B	C	D	E	F	G	H	I	J	
17 K1	510	440	510	260	465	470	620	780	375	700	1/2"
25 K1	570	530	620	275	250	620	720	920	375	700	1/2"
33 K1	620	540	630	275	250	620	720	920	375	700	1/2"
43 K1	690	610	690	350	320	730	800	1090	445	910	3/4"
58 K1	800	650	790	350	320	730	800	1090	445	910	3/4"
20 K2	570	590	620	275	250	610	740	930	380	700	1/2"
27 K2	600	610	630	275	250	610	720	920	375	700	1/2"
37 K2	670	630	800	350	320	730	800	1080	446	913	3/4"
50 K2	720	650	800	350	320	730	800	1080	446	913	3/4"

Plant references

AIRMIL'S G - 10 bar		17 K1	25 K1	33 K1	43 K1	58 K1
Bare compressor		413292	413293	413294	413339	413340
Equipped compressor *	Standard version	921990	921991	921992	922248	922249
	Covered version	921994	921995	921996	922250	922251
AIRMIL'S G - 15 bar		20 K2	27 K2	37 K2	50 K2	
Bare compressor		413274	413275	413276	413277	
Equipped compressor *	Standard version	921998	921999	922252	922253	
	Covered version	922001	922002	922254	922255	

* Compressor on base plate with atmospheric pressure non return valve, atmospheric pressure solenoid valve and hose length 1 m

Accessories and option references

	10 bar	17 K1	25 K1	33 K1	43 K1	58 K1
	15 bar		20 K2	27 K2	37 K2	50 K2
Network hose	1/2"	614290				
CONDOR pressure switch with mechanical atmospheric pressure system (400V+T)	10 bar	722003	722004	722005	-	-
	15 bar	-	710386	722006	-	-
LG7, switch and solenoid valve	400V + N + T	719100	722007	719101	719102	719103
MILLENIUM (control of 2 compressors and 1 SEC dryer only)	400V + N + T	717693	722009	717694	717695	717696
Network alarm sensor		616949				
Air treatment devices		See page 70				
Equipped receiver		See page 81				
Oil-water separator		Owamat 10 (< 39 m ³ /h)		Owamat 11 (< 90 m ³ /h)		
		359423		362859		

Specifications are subject to be changed without notice

AIRMIL'S G - 11 bar

Lubricated screw technology



- Lubricated screw compressors 11 bar
- Ideal efficiency thanks to a specific profile of the screws
- Low electricity consumption with IE3 motor
- Low noise running
- Reduced maintenance

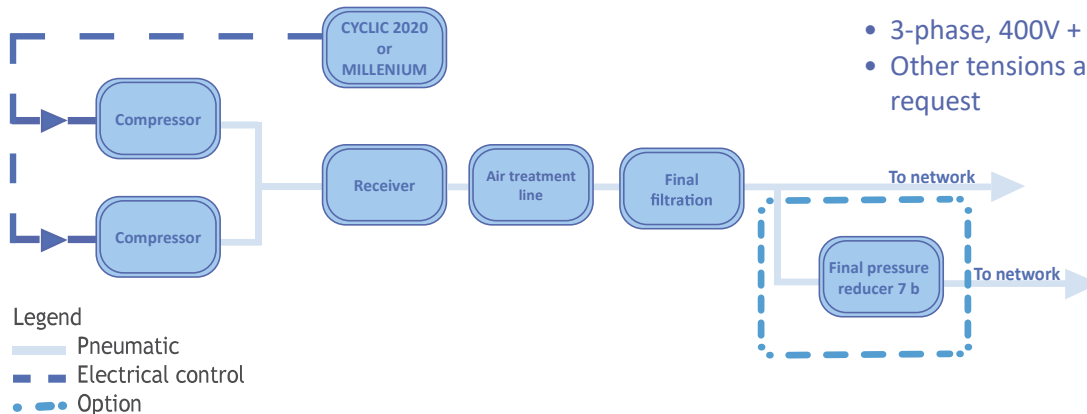
Characteristics

AIRMIL'S G 11 bar	Power kW		Flow rate * m ³ .h ⁻¹ 50 Hz (60 Hz)	Noise level dB(A) **	Weight kg	Compressor dimension L x D x H / mm
	3-ph, 400V / 50 Hz	3-ph, 380V / 60Hz				
MXV3	3		22 (22)	61	140	590 x 632 x 970
MXV4	4		29 (29)	62	145	590 x 632 x 970
MXV5	5,5		40 (40)	64	155	590 x 632 x 970
MVA9	7,5		65 (65)	65	240	630 x 790 x 1100
MVB12	11		100 (100)	64	312	750 x 895 x 1260
MVB16	15		126 (130)	65	320	750 x 895 x 1260
MVC19	18,5		179 (174)	67	505	800 x 1100 x 1530
MVC23	22		210 (207)	69	525	800 x 1100 x 1530
MVD31	30		269 (274)	69	750	1460 x 900 x 1530
MVE38	37		336 (326)	70	985	1590 x 1030 x 1700
MVE46	45		411 (395)	71	1060	1590 x 1030 x 1700

* Compressor flow rate further to ISO 1217 : 1996 - C Annex

** Noise level further to PN8 NTC 2.3, measured one meter away in free area

Process sequence (ex : duplex plant)



Power supply

- 3-phase, 400V + E / 50Hz (standard)
- Other tensions and frequencies on request




Available set-up

	AIRMIL'S G- 11b 1 production assembly	AIRMIL'S G- 11b 2 production assemblies	AIRMIL'S G - 11b 3 production assemblies
Independent	■	○	○
MILLENNIUM	■	■	■
CYCLIC 2020	■	■	■
Hygrometry sensor	◆	◆	◆
Pressure regulation	◆	◆	◆
Air treatment device per adsorption	◆	◆	◆
Air treatment device per refrigeration	◆	◆	◆
Regulation receiver	◆	◆	◆
Oil-water separator	◆	◆	◆

- Standard equipment
- ◆ Optional equipment
- Not available

Compressed air plants

Lubricated screw compressor



Plant references

AIRMIL'S G - 11b		MVX3	MVX4	MVX5	MVA9	MVB12	MVB16	MVC19	MVC23	MVD31	MVE38	MVE46
Screw compressor + network hose + control kit	3-ph, 400V 50Hz	X x 824146	X x 824147	X x 824148	X x 824400	X x 824150	X x 824151	X x 824152	X x 824153	X x 824154	X x 824155	X x 824156
	3-ph, 380V 60Hz	X x 824157	X x 824158	X x 824159	X x 824403	X x 824161	X x 824162	X x 824163	X x 824164	X x 824165	X x 824166	X x 824167
Vertical air receiver (galvanized) + auto drain		500 liters 724466		900 liters 724467		1000 liters 724649		1500 liters 724468		2000 liters 724469		
CYCLIC 2020	control device 1-ph, 230V	1 comp / 1 adsor.dryer 824277			2 comp / 1 adsor. dryer 824086			3 comp / 1 adsor.dryer 824169				
MILLENIUM	control device 1-ph, 230V	1 comp / 1 adsor.dryer 824272			2 comp / 1 adsor. dryer 824273			2 comp / 2 adsor. dryer 824274		3 comp / 1 adsor.dryer 824275		
SEC 7HC	Adsorption air treatment unit without Cyclone	PF36-SUB36 AD5035 CHA36 X x 924573	PF72-SUB72 AD5065 CHA72 X x 924574	PF109-SUB109 AD5130 CHA109 X x 924575	PF & SUB 217 AD5130 CHA X x 924576	PF217-SUB217 AD5260 CHA217 X x 924577	PF & SUB 396 AD5325 CHA396 X x 924578	PF & SUB 396 AD5455 CHA396 X x 924579				
SEC 3F	Refrigeration air treatment unit without Cyclone	PF36-SPE007 CHA36-PAR36 X x 824130	PF72-SPE014 CHA72-PAR72 X x 824132	PF109-SPE018 CHA109-PAR109 X x 824133	PF217-SPE026 CHA & PAR217 X x 824134	PF217-SPE040 CHA217-PAR217 X x 824135	PF396-SPE052 CHA & PAR396 X x 824136	PF576-SPE100 CHA & PAR576 X x 824138				
Final filtration	Simple	FP36S 724009	FP72S 724010	FP109S 724011	FP217S 724012	FP396S 724013						
	Duplex	FP72DP 724014	FP144DP 724015	FP218DP 724016	FP434DP 724017	FP792DP 724018						
Oil-water separator		Owamat 10 359423		Owamat 11 362859			Owamat 12 362860					

Accessories and option references

HYGROMIL'S 2000		CYCLIC 2020	715745	MILLENIUM	724470
Network alarm	C2A sensor	CYCLIC 2020	613064	MILLENIUM	616949
Simple pressure release line		DS BP300 - 7 bar	624810		
		DS BP500 - 7 bar	624812		
Duplex pressure release line		DD BP300 - 7 bar	622306		
		DD BP500 - 7 bar	624814		

Specifications are subject to be changed without notice

Lubricated screw technology



- Lubricated screw compressors 8, 11 and 15 bar
- Ideal efficiency thanks to a specific profile of the screws
- Low electricity consumption with IE3 motor
- Low noise running
- Reduced maintenance
- Possible computerized remote control

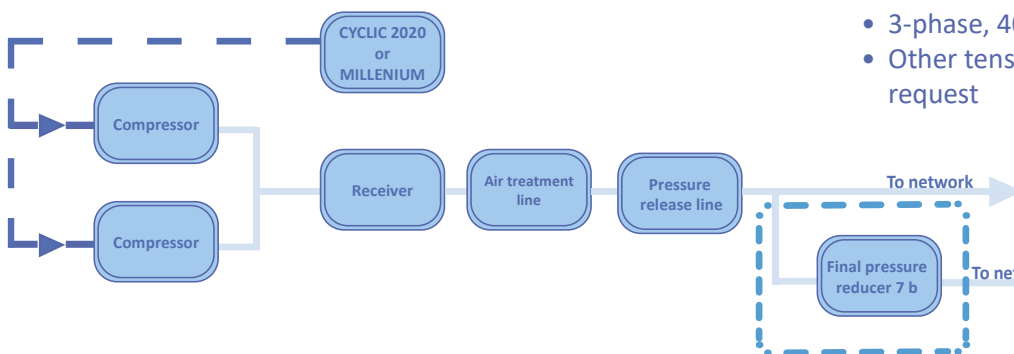
Characteristics

AIRMIL'S G	Power kW 50 Hz	Flow rate * 50 Hz (60 Hz) m ³ .h ⁻¹			Noise level dB(A) **	Weight kg	Compressor dimension L x D x H / mm
		at 8 bar	at 11 bar	at 15 bar			
MVX2	2,2	20 (20)	16 (16)	---	60	140	590 x 632 x 970
MVX3	3	27 (27)	22 (22)	15 (15)	61	140	590 x 632 x 970
MVX4	4	36 (36)	29 (29)	22 (22)	62	145	590 x 632 x 970
MVX5	5,5	48 (48)	40 (40)	32 (32)	64	155	590 x 632 x 970
MVA9	7,5	79 (79)	65 (65)	50 (50)	65	240	630 x 790 x 1100
MVB12	11	120 (120)	100 (100)	78 (78)	64	312	750 x 895 x 1260
MVB16	15	150 (150)	126 (130)	102 (106)	65	320	750 x 895 x 1260
MVC19	18,5	210 (204)	179 (174)	150 (144)	67	505	800 x 1100 x 1530
MVC23	22	243 (243)	210 (207)	174 (170)	69	525	800 x 1100 x 1530
MVD31	30	332 (326)	269 (274)	223 (214)	69	750	1460 x 900 x 1530
MVE38	37	420 (403)	336 (326)	266 (271)	70	985	1590 x 1030 x 1700
MVE46	45	489 (495)	411 (395)	328 (320)	71	1060	1590 x 1030 x 1700
MVF55	55	606 (606)	492 (498)	396 (390)	69	1300	1650 x 1041 x 1865

* Compressor flow rate further to ISO 1217 : 1996 - C Annex

** Noise level further to PN8 NTC 2.3, measured one meter away in free area

Process sequence (ex : duplex plant)



Power supply

- 3-phase, 400V+ E / 50Hz (standard)
- Other tensions and frequencies on request

Available set-up

	AIRMIL'S G 1 production assembly	AIRMIL'S G 2 production assemblies	AIRMIL'S G 3 production assemblies
Independent	■	○	○
MILLENIUM See page 82	○	■	◆
CYCLIC 2020 See page 82	◆	◆	◆
Hygrometry sensor See page 60	◆	◆	◆
Pressure regulation	◆	◆	◆
Air treatment device See page 70	◆	◆	◆
Regulation receiver See page 81	◆	◆	◆
Oil-water separator See page 65	◆	◆	◆



Range complying with 2014/68/UE directive

- Standard equipment
- ◆ Optional equipment
- Not available

Compressed air plants

Lubricated screw compressor



Plant references

AIRMIL'S G	INDEPENDANT COMPRESSOR			REMOTE DRIVEN COMPRESSOR			
	at 8 bar	at 11 bar	at 15 bar	at 8 bar	at 11 bar	at 11 bar	at 15 bar
	3-ph 400V/50 Hz	3-ph 400V/50 Hz	3-ph 400V/50 Hz	3-ph 400V/50 Hz	3-ph 400V/50 Hz	3-ph 380V/60 Hz	3-ph 400V/50 Hz
MVX2	413229	413233	--	821456	821457	824048	--
MVX3	413230	413234	413237	821459	821460	823809	821461
MVX4	413231	413235	413238	819006	819018	823800	819030
MVX5	413232	413236	413239	821462	821463	824049	821464
MVA9	413848	413849	413850	824399	824400	824403	824401
MVB12	413442	413443	413444	823517	823518	823770	823519
MVB16	413445	413446	413447	823520	823521	823758	823522
MVC19	413648	413649	413650	823977	823978	824050	823979
MVC23	413619	413620	413621	823927	823928	823772	823929
MVD31	413625	413626	413627	823930	823931	823916	823932
MVE38	413628	413629	413630	823933	823934	824051	823935
MVE46	413631	413632	413633	823936	823937	824052	823938
MVF55	413137	413149	413010	819017	819029	824053	819041

Accessories and option references

CYCLIC 2020	(1-ph 230 V)	See page 80	
① MILLENIUM	(1-ph 230 V)	See page 80	
Built-in Hygromety sensor	Cyclic 2020	See page 58	715745
	Millenium	See page 58	724470
② Oil-water separator		See page 63	
Equipped air receiver		See page 79	
Air treatment device		See page 68 and 70	
Network alarm	Cyclic 2020		613064
C2A alarm sensor	Millenium		616949
Exhaust hose (1 per compressor)	1/2" - 1m	For MVX and MVA9	723895
	3/4" - 1m	For MVB	723896
	1" - 1m	For MVC	723897
	1"1/4 - 1,5m	For MVD, MVE & MVF	723898



screw compressors

① MILLENIUM
Control board



OWAMAT
oil-water separator ②